

Form 1763w
May, 1921

LIST OF PARTS



From the library of: Diamond Needle Corp

MACHINE No. 23-8

THE SINGER MANUFACTURING COMPANY

COPYRIGHT, U.S.A., 1913 AND 1921, BY THE SINGER MANUFACTURING Co.
ALL RIGHTS RESERVED FOR ALL COUNTRIES

INDEX

	PAGE
ACCESSORIES	19
CLAMPS	20
KNIVES	22
MACHINE No. 23-8	7
MISCELLANEOUS PARTS	22
NUMERICAL LIST OF PARTS	25
OBsolete PARTS	23

From the library of Diamond Needle Corp

INSTRUCTIONS FOR ORDERING

In ordering from this list, use **ONLY** the part NUMBER in the **FIRST** column.

The number stamped on a Sewing Machine part is in every case the number of the single part only

Every combination of parts sent out as such has its specific number, which, although not stamped on the parts, must be used when ordering the combination

Each number always indicates the **SAME PART** in whatever list it appears, or for whatever machine.

The letters after some of the numbers indicate the style of finish only, as follows:

- A. Hardened, Polished and Plated
- B. Polished and Plated
- C. Hardened only.
- D. Polished only.
- E. Soft. not Polished.
- F. Hardened and Polished.
- G.
- H. Blued
- J. Plated only.
- K. Hardened and Plated.
- L. Brass or Gilt.
- M. Oxidized
- P. Japanned
- R. Parkerized.

These letters **MUST BE USED** when they appear in the list and **AFTER** the number as in the list.

In this series


- 1 to 1500 and 50001 to 51500 are Screw Numbers.
- 1501 to 1800 are Nut Numbers.
- 1801 to 2000 are Roller Numbers.
- 2001 to 50000 and 52001 and upward are numbers of Machine Parts.

The figures in the second column refer only to the plates, illustrating the parts, and are **NOT TO BE USED** in ordering.

Parts marked with an asterisk (*) are furnished only when repairs are made at factory.

LIST OF PARTS COMPLETE

FOR



MACHINE No. 23-8

HAS CUTTING ATTACHMENT

For Clothing, Coats, Vests, Etc.

Makes Buttonholes 1/2 to 1 1/2 inches Long.

No.	Plate	Name
*10451	—	Arm with 771D and 10008
8582	1781	" Dowel Pin (2)
118E	1783	" Screw (3)
10002	1786	" Shaft (horizontal)
18820	1784	" " " Gear with 453c..
2117	1781	" " " " Pin
453c	1783	" " " " Set Screw..
144D	1781	" " " Screw
10005	1786	" " (upright)
18821	1784	" " " Gear with 453c ...
2117	1781	" " " " Pin
453c	1783	" " " " Set Screw ...
*10008	—	" Side Plate

From the library of Diamond Needle Corp.

No.	Plate	Name
771D	1783	Arm Side Plate Thumb Screw
10010	1778	Balance Wheel, 2 $\frac{1}{4}$ in. pulley, with two 448c
448c	1783	Balance Wheel Set Screw
*10456	—	Bed
18799	1786	" Plate with two 18619 and four 405E, for 1 $\frac{1}{8}$ to 1 $\frac{1}{2}$ in. buttonholes, for 18800
18800	—	Bed Plate 18799 with 18797, 18798 and four 231c, for 18753
18753	—	Bed Plate complete, for 1 $\frac{1}{8}$ to 1 $\frac{1}{2}$ in. buttonholes, Nos. 10024, 10132, 10134, 18568, 18800, two each 10135, 10136 and three 405E
18568	1779	Bed Plate Button with 240D and 664D
405E	1783	" " " Screw
10020	1779	" " Clamp Guide Slide with 1827
10021	1779	Bed Plate Clamp Guide Slide Guide
399F	1783	" " " " " " Screw
1827	1781	Bed Plate Clamp Guide Slide Roller and Stud
10023	1779	Bed Plate Clamp Guide Slide Spring
10022	1781	" " " " " " Stop Stud
10024	1779	Bed Plate Clamp Guide complete, Nos. 10020, 10022, 10023, two 10021 and four 399F
18797	1784	Bed Plate Clamp Stop (left) with 18752
18798	1784	Bed Plate Clamp Stop (right) with 18752
231c	1783	Bed Plate Clamp Stop Screw
18752	1783	" " " " Stud
10461	1781	" " Dowel Pin
18619	1785	" " Protector, for 1 $\frac{1}{8}$ to 1 $\frac{1}{2}$ in. buttonholes, for 18799
405E	1783	Bed Plate Protector Screw
389F	1783	" " Screw (4)
10818	1780	Clamp Arm (lower, left)
10820	1780	" " (lower) Front Guide (left)
10817	1780	Clamp Arm (lower, right)
10819	1780	" " (lower) Front Guide (right)
10157	1781	Clamp Arm (lower) Front Guide Dowel Pin

No.	Plate	Name
402D	1783	Clamp Arm (lower) Front Guide Screw
10159	1780	Clamp Arm (lower) Rear Guide (left)
10161	1783	" " " " " Rivet
10158	1780	Clamp Arm (lower) Rear Guide (right)
10160	1781	Clamp Arm (lower) Rear Guide (right) Rivet
10823	1780	Clamp Arm (upper, left) with 10165
10822	1780	" " (upper, right) with 10165
10164	1780	" " (upper) Adjusting Slide
247F	1783	" " " " " Screw
10165	1781	Clamp Arm (upper) Adjusting Slide Steady Pin
10170	1780	Clamp Arm (upper) Connecting Yoke
10171	1780	" " " " " Link with two 220D
220D	1783	Clamp Arm (upper) Connecting Yoke Link Screw
10172	1780	Clamp Arm (upper) Hinge
10173	1783	" " " " Pin
176D	1783	" " " Screw
10195	1780	" " " Spring
10174	1780	" " Spreader
10821	1787	" " " Lever
99E	1783	" " " Hinge Screw
10176	1780	" " " Link
105D	1783	" " " Hinge Screw
109D	1783	" " " Screw
10825	1780	" Check (left), 1 $\frac{1}{2}$ inch
10824	1780	" " (right), 1 $\frac{1}{2}$ inch
10157	1781	" " Hinge Pin
10177	1780	" Crank Shaft
10179	1780	" " " Bracket (left) ...
10178	1780	" " " " (right) ...
397F	1783	" " " " Screw (large)
223E	1783	" " " " " (small)
10180	1780	" " " Lever
10181	1783	" " " Pin
10182	1780	" Guide Pin
10183	1780	" " " Lifter
103D	1783	" " " Hinge Screw
10184	1780	" " " Spring
233D	1783	" " " " Screw
10157	1781	" " " Stop Pin ...
10185	1780	" " " Post

Parts for Machine No. 23-8

No.	Plate	Name
10828	1778	Clamp Plate
10187	1783	" Thread Catch
240D	1783	" " " Screw
10830	1778	Clamp, 1½ in. complete, Nos. 99E, 103D, 105D, 109D, 233D, 240D, 10158, 10159, 10170, 10171, 10174, 10176 to 10185, 10187, 10817 to 10825, 10828, two each 176D, 223E, 247E, 397E, 402D, 10160, 10161, 10164, 10172, 10173, 10195 and five 10157
18548	1782	Cutting Block (brass), ½ inch
18750	1782	" " " ½ inch
18751	1782	" " " ⅝ inch
10464	1782	" " " ⅝ inch
10465	1782	" " " ¾ inch
10469	1782	" " " ¾ inch
10466	1782	" " " ¾ inch
10502	1782	" " " ¾ inch
10467	1782	" " " 1 inch
10470	1782	" " " 1 inch
10471	1782	" " " 1¼ inch
10472	1782	" " " 1¼ inch
10473	1782	" " " 1½ inch
10474	1782	" " " 1½ inch
10452	1786	" " " Arm
10453	1782	" " " Ratchet Wheel ..
10454	1782	" " " " " Re- taining Spring Latch
159D	1783	Cutting Block Arm Ratchet Wheel Retaining Spring Latch Screw ..
304C	1783	Cutting Block Arm Screw Center (2)
1513E	1783	" " " " " Nut (2)
10455	1787	Cutting Block Arm Spring
444F	1783	" " Set Screw (2)
18576	1785	Eye Stop, for 10632
10893	1785	" " " 10547 and 10549
1071C	1781	" " Adjusting Screw
1518E	1783	" " " " Nut
10026	1778	Face Plate
176D	1783	" " Screw (3)
10152	1781	" " Thread Guide
10028	1786	Feed Driving Bell Crank Lever with 1805
2D	1779	Feed Driving Bell Crank Lever Hinge Screw
1805	1781	Feed Driving Bell Crank Lever Rol- ler and Stud

Parts for Machine No. 23-8

No.	Plate	Name
10031	1787	Feed Hand Ratchet Lever
10032	1779	" " " " Handle ..
52C	1783	" " " " Hinge Screw
18790	1784	Feed Hand Ratchet Pawl with 18791
10034	1781	" " " " Hinge Stud
5569	1779	" " " " Spring ...
18791	1783	" " " " " Hook, for 18790
10061	1780	Feed Hand Ratchet Pawl Spring Pin, for Bed
10036	1787	Feed Hand Ratchet complete, Nos. 10031, 10032, 10034 and 18790 ...
10038	1786	Feed and Looper Cam with two 445C
445C	1783	" " " " Set Screw ...
10041	1779	" Regulator (long)
10558	1779	" " (reverse)
10559	1779	" " (short)
176D	1783	" " Screw (2)
10477	1787	" Shipper Lever with 1814, for buttonholes 1½ and 1¼ in. long ..
18894	—	Feed Shipper Lever with 1814, for buttonholes from ½ to 1¼ in. long
71D	1783	Feed Shipper Lever Hinge Screw ..
1814	1781	" " " Roller and Stud
10479	—	" Wheel with 10081, 10504, 10505, two each 401E and 756E, for ½ in. buttonhole
10481	—	Feed Wheel with 10082, 10506, 10507, two each 401E and 756E, for ⅝ in. buttonhole
10483	—	Feed Wheel with 10083, 10508, 10509, two each 401E and 756E, for ¾ in. buttonhole
10485	—	Feed Wheel with 756E, 10084, 10510, 10511 and three 401E, for ¾ in. buttonhole
10487	—	Feed Wheel with 756E, 10085, 10512, 10513 and three 401E, for ¾ in. buttonhole
10489	—	Feed Wheel with 10086, 10514, 10515 and four 401E, for ¾ in. buttonhole
10491	—	Feed Wheel with 756E, 10087, 10516, 10517 and three 401E, for 1 in. buttonhole
18506	—	Feed Wheel with 10520, 18507, 18508, two each 401E and 756E, for 1½ in. buttonhole

No.	Plate	Name
10495	—	Feed Wheel with 401E, 10518, 10519, 10521 and three 756E, for $1\frac{1}{4}$ in. buttonhole
10957	1786	Feed Wheel with 401E, 10962, 10963, 10967 and three 756E, for $1\frac{1}{4}$ in. buttonhole
18569	—	Feed Wheel with 10523, 18570, 18571, two each 401E and 756E, for $1\frac{1}{4}$ in. buttonhole
10958	—	Feed Wheel with 10524, 10964, 10965 and four 401E, for $1\frac{1}{2}$ in. buttonhole
10059	1779	Feed Wheel Brake Dog with 10060 ..
5569	1779	" " " " Spring
10035	1781	" " " " Hook
10060	1781	" " " " Stud
10504	1785	" " Cam Groove Protector, $\frac{1}{2}$ in. (inside), for 10479
10505	1785	Feed Wheel Cam Groove Protector, $\frac{1}{2}$ in. (outside), for 10479
10506	—	Feed Wheel Cam Groove Protector, $\frac{3}{8}$ in. (inside), for 10481
10507	—	Feed Wheel Cam Groove Protector, $\frac{3}{8}$ in. (outside), for 10481
10508	—	Feed Wheel Cam Groove Protector, $\frac{5}{8}$ in. (inside), for 10483
10509	—	Feed Wheel Cam Groove Protector, $\frac{5}{8}$ in. (outside), for 10483
10510	—	Feed Wheel Cam Groove Protector, $\frac{1}{2}$ in. (inside), for 10485
10511	—	Feed Wheel Cam Groove Protector, $\frac{1}{2}$ in. (outside), for 10485
10512	—	Feed Wheel Cam Groove Protector, $\frac{3}{4}$ in. (inside), for 10487
10513	—	Feed Wheel Cam Groove Protector, $\frac{3}{4}$ in. (outside), for 10487
10514	—	Feed Wheel Cam Groove Protector, $\frac{7}{8}$ in. (inside), for 10489
10515	—	Feed Wheel Cam Groove Protector, $\frac{7}{8}$ in. (outside), for 10489
10516	—	Feed Wheel Cam Groove Protector, 1 in. (inside), for 10491
10517	—	Feed Wheel Cam Groove Protector, 1 in. (outside), for 10491
18507	—	Feed Wheel Cam Groove Protector, $1\frac{1}{16}$ in. (inside), for 18506
18508	—	Feed Wheel Cam Groove Protector, $1\frac{1}{16}$ in. (outside), for 18506
10518	—	Feed Wheel Cam Groove Protector, $1\frac{1}{8}$ in. (inside), for 10495

No.	Plate	Name
10519	—	Feed Wheel Cam Groove Protector, $1\frac{1}{8}$ in. (outside), for 10495
10962	—	Feed Wheel Cam Groove Protector, $1\frac{1}{4}$ in. (inside), for 10957
10963	—	Feed Wheel Cam Groove Protector, $1\frac{1}{4}$ in. (outside), for 10957
18570	—	Feed Wheel Cam Groove Protector, $1\frac{3}{8}$ in. (inside), for 18569
18571	—	Feed Wheel Cam Groove Protector, $1\frac{3}{8}$ in. (outside), for 18569
10964	—	Feed Wheel Cam Groove Protector, $1\frac{1}{2}$ in. (inside), for 10958
10965	—	Feed Wheel Cam Groove Protector, $1\frac{1}{2}$ in. (outside), for 10958
401E	1783	Feed Wheel Cam Groove Protector Screw (long)
756E	1783	Feed Wheel Cam Groove Protector Screw (short)
18563	1778	Feed Wheel Driving Lever with 129E ..
129E	1781	" " " " Adjusting Screw
10063	1779	Feed Wheel Driving Lever Block ..
357E	1783	" " " " Adjusting Screw
1520E	1781	Feed Wheel Driving Lever Block Adjusting Screw Nut
8734	1779	Feed Wheel Driving Lever Spring ..
10061	1780	" " " " " Pin
429E	1783	" " " " Support ing Screw
1513E	1783	Feed Wheel Driving Lever Supporting Screw Nut
10029	1779	Feed Wheel Friction Block
10030	1779	" " " " Spring ..
430E	1783	" " " " Adjusting Screw
1520E	1781	Feed Wheel Friction Block Spring Adjusting Screw Nut
10081	—	Feed Wheel Latch, $\frac{1}{2}$ in., for 10479 ..
10082	1779	" " " " $\frac{9}{16}$ in., for 10481 ..
10083	—	" " " " $\frac{5}{8}$ in., for 10483 ..
10084	—	" " " " $\frac{1}{2}$ in., for 10485 ..
10085	—	" " " " $\frac{3}{4}$ in., for 10487 ..
10086	—	" " " " $\frac{7}{8}$ in., for 10489 ..
10087	—	" " " " 1 in., for 10491 ..
10520	—	" " " " $1\frac{1}{16}$ in., for 18506 ..
10521	—	" " " " $1\frac{1}{8}$ in., for 10495 ..
10967	—	" " " " $1\frac{1}{4}$ in., for 10957 ..
10523	—	" " " " $1\frac{3}{8}$ in., for 18569 ..
10524	—	" " " " $1\frac{1}{2}$ in., for 10958 ..

From the library of Diamond Needle Corp.

No.	Plate	Name
10526	—	Knife, $\frac{1}{2}$ in. (large size eye)
10527	1782	" $\frac{1}{16}$ in. (large size eye)
10528	1782	" $\frac{1}{8}$ in. (large size eye)
10529	—	" $\frac{1}{4}$ in. (large size eye)
10530	1782	" $\frac{3}{4}$ in. (large size eye)
10531	—	" $\frac{1}{2}$ in. (large size eye)
10532	1782	" 1 in. (large size eye)
10533	—	" $1\frac{1}{8}$ in. (large size eye)
10534	1782	" $1\frac{1}{4}$ in. (large size eye)
10535	1782	" $1\frac{1}{2}$ in. (large size eye)
10632	1784	" Holder with 209F and two 10556, for 10526, 10527, 10536 and 10537
10547	1784	Knife Holder with 209F and two 10556, for 10528 to 10530 and 10538 to 10540
10549	1787	Knife Holder with 209F and two 10556, for 10531, 10532, 10541 and 10542
10551	1787	Knife Holder with 209F and two 10556, for 10533 to 10535 and 10543 to 10545
10552	1782	Knife Holder Adjusting Collar with 453c
453c	1783	Knife Holder Adjusting Collar Set Screw
10553	1782	Knife Holder Connecting Link
72D	1783	" " " " Hinge Screw
10554	1781	Knife Holder Connecting Link Pin..
10555	1787	" " Hinge Pin
450c	1783	" " " " Set Screw (2)
10560	1786	" " Lifting Rock Shaft
10561	1787	" " " " " Con- necting Link
10562	1781	Knife Holder Lifting Rock Shaft Con- necting Link Pin (2)
293c	1785	Knife Holder Lifting Rock Shaft Screw Center (2)
150E	1785	Knife Holder Lifting Rock Shaft Screw Center Nut (2)
10556	1780	Knife Position Pin
209F	1783	" Set Screw
10118	1781	Looper (long)
10119	1781	" (short)
10121	1179	" Carrier with 1824
10122	1787	" " Bracket
130D	1783	" " " Screw
10123	1779	" " Crank
7958	1781	" " " Pin

No.	Plate	Name
209F	1783	Looper Carrier Crank Set Screw
10125	1781	" " Needle Guard
233D	1783	" " " " Screw
2077	1781	" " Pin
10127	1778	" " Pitman
378c	1783	" " " Hinge Screw
1520E	1781	" " " " " Nut
1824	1781	" " Roller and Stud
10130	1779	" " Shaft
10129	1786	" Driving Bell Crank with 1807
2D	1779	" " " " Hinge Screw
1807	1781	" " " " Roller and Stud
224F	1783	Looper Screw
10088	1778	Needle Bar
10089	1778	Needle Bar complete, Nos. 10088, 10096, 10108 and 10110
10091	1779	Needle Bar Connecting Link with two 390c
390c	1783	Needle Bar Connecting Link Adjust- ing Screw
29c	1783	Needle Bar Connecting Link Hinge Screw
7548	—	Needle Bar Connecting Stud
7448	1779	" " " " 7548 with 155c
155c	1783	Needle Bar Connecting Stud Set Screw
10557	1778	Needle Bar Frame
10099	1778	" " " Bell Crank with 1813
1813	1781	" " " " Roller and Stud
307c	1783	Needle Bar Frame Bell Crank Screw Center (2)
1513E	1783	Needle Bar Frame Bell Crank Screw Center Nut (2)
10101	1779	Needle Bar Frame Cam with two 445c
445c	1783	" " " " Set Screw ..
10103	1778	" " " Connecting Rod with 390c
390c	1783	Needle Bar Frame Connecting Rod Adjusting Screw
10104	1781	Needle Bar Frame Connecting Rod Ball
147c	1783	Needle Bar Frame Connecting Rod Ball Screw
37E	1783	Needle Bar Frame Regulating Screw Stud

No.	Plate	Name
1514E	1783	Needle Bar Frame Regulating Screw Stud Nut
307C	1783	Needle Bar Frame Screw Center (lower)
306C	1783	Needle Bar Frame Screw Center (upper)
1513E	1783	Needle Bar Frame Screw Center Nut (2)
18876	---	Needle Bar Packing Cord (2)
290E	1783	" " Screw Bushing (2)
10093	1779	" " Thread Take-up with 10114
10094	1781	Needle Bar Thread Take-up Roller
10095	1781	" " " " " " Cap
233D	1783	Needle Bar Thread Take-up Roller Cap Screw
10114	1781	Needle Bar Thread Take-up Roller Pin
209F	1783	Needle Bar Thread Take-up Set Screw
10096	1779	Needle Bar Thread Take-up complete, Nos. 209F, 233D and 10093 to 10095
10105	1781	Needle Clamp
10106	1781	" " Disc
10107	1781	" " " Spring
93H	1783	" " " Screw
10108	1781	" " Gib
209F	1783	" " Set Screw
10109	1781	" " Thread Guide
665D	1781	" " " " Screw ..
10110	1781	Needle Clamp complete, Nos. 93H, 209F, 665D, 10105, 10107, 10109 and two 10106
10134	1779	Spreader (left) with 99c and 10136
664D	1781	" " Stop Screw
10132	1779	" (right) with 99c and 10136 ..
240D	1783	" " Stop Screw
99C	1783	" Hinge Screw
10135	1781	" Spring
10136	1781	" " Hook
2102	1779	Tension (under thread) Disc (2) ..
1560C	1781	" " " " Regulating Thumb Nut
50021D	---	Tension (under thread) Screw Stud
10148	1781	" " " Spring
10145	1781	" " " Thread Guide
10144	1778	" (upper thread) and Spool Bracket

No.	Plate	Name
10146	---	Tension (upper thread) and Spool Bracket complete, Nos. 415D, 488D, 1560C, 2103, 8039, 10111, 10112, 10144, 10145 and two 2102
159D	1783	Tension (upper thread) and Spool Bracket Screw (2)
2102	1779	Tension (upper thread) Disc
1560C	1781	" " " " Regulating Thumb Nut
2103	1781	Tension (upper thread) Spring
415D	1783	" " " Stud
10145	1781	" " " Thread Guide
10150	1779	Thread (under) Cord Guide
333D	1783	Thread (under) Cord Guide Screw..
10147	1778	" " Spool Bracket
159D	1783	" " " " Screw (2)
488D	1780	" " " Spindle, 3½ in. long
487D	1780	Thread (under) Spool Spindle, 4 in. long
10111	1781	Thread (under) Spool Spindle Inside Cone (2)
10112	1781	Thread (under) Spool Spindle Inside Cone Spring (2)
8064	---	Thread (under) Spool Spindle Outside Cone
8039	1779	Thread (under) Spool Spindle Outside Cone 8064 with 759F (2)
759F	1783	Thread (under) Spool Spindle Outside Cone Thumb Screw
10149	1779	Thread (under) Take-up Spring
10145	1781	" " Thread Guide
10137	1779	" (upper) Nipper Arm
77D	1783	" " " " Hinge Screw
1821	1781	Thread (upper) Nipper Arm Roller and Stud
10567	1787	Thread (upper) Nipper Cam with 435C
3012	1781	Thread (upper) Nipper Cam Pin
435C	1783	" " " " Set Screw
8800	1781	" " " Disc
1645E	1783	" " " " Regulating Thumb Nut
1547D	1783	Thread (upper) Nipper Disc Regulating Thumb Nut Lock Nut
1153C	1783	Thread (upper) Nipper Disc Screw Stud
1547D	1783	Thread (upper) Nipper Disc Screw Stud Nut

Parts for Machine No. 23-8

No.	Plate	Name
10140	1779	Thread (upper) Nipper Lever
49F	1783	" " " " Screw
10141	1781	" " " " Spring
10568	1779	" " " Link
488D	1780	" " Spool Spindle, 3½ in. long
10111	1781	Thread (upper) Spool Spindle Inside Cone
10112	1781	Thread (upper) Spool Spindle Inside Cone Spring
8064	---	Thread (upper) Spool Spindle Out- side Cone
8939	1779	Thread (upper) Spool Spindle Out- side Cone 8064 with 759F
759F	1783	Thread (upper) Spool Spindle Out- side Cone Thumb Screw
10151	1779	Thread (upper) Take-up Spring, for 10026
236F	1783	Thread (upper) Take-up Spring Screw

ACCESSORIES

No.	Plate	Name
10469	1782	Cutting Block (brass), ¾ inch
10470	1782	" " " 1 inch
10472	1782	" " " 1½ inch
5569	1779	Feed Wheel Brake Dog Spring
10535	1782	Knife, 1½ in. (large size eye)
36569	---	Oiler with 36571
36570	---	" 36569, filled with oil
36571	---	" Spout, 1½ in. long, with 36807..
36807	---	" " Washer (leather)
26026	1784	Screw Driver, Nos. 120088 and 120090
*120088	---	" " Blade
*120090	---	" " Handle
10135	1781	Spreader Spring (4)
10563	1786	Table Bracket Machine Holder (left) with four wood screws 1½ in., No. 14, R.H.B.
10216	1786	Table Bracket Machine Holder (right) with 10116 and three wood screws 1½ in., No. 14, R.H.B.
10116	1779	Table Bracket Machine Holder Pin..
35143	1784	Tweezers, 4 in. long
10875	1778	Wrench, for 1518 and 1520
10876	1778	" " 357 and 1513
10877	1778	" " 10453
23 x 1	---	Needles, six, size 2

From the library of Diana and Leslie Corio

CLAMPS

Same as 10830 with the following exceptions:

No.	Plate	Name
10827	1785	Clamp Check (left), 1½ in., in place of 10825
10826	1785	Clamp Check (right), 1½ in., in place of 10824
10829	---	Clamp, 1½ in. complete, Nos. 99E, 103D, 105D, 109D, 233D, 240D, 10158, 10159, 10170, 10171, 10174, 10176 to 10185, 10187, 10817 to 10823, 10826 to 10828, two each 176D, 223E, 247E, 397E, 402D, 10160, 10161, 10164, 10172, 10173, 10195 and five 10157

FOR EYELESS BUTTONHOLES

18578	1784	Clamp Plate, in place of 10828
10944	---	Clamp, 1½ in. complete, Nos. 99E, 103D, 105D, 109D, 233D, 240D, 10158, 10159, 10170, 10171, 10174, 10176 to 10185, 10187, 10817 to 10823, 10826, 10827, 18578, two each 176D, 223E, 247E, 397E, 402D, 10160, 10161, 10164, 10172, 10173, 10195 and five 10157
10954	---	Clamp, 1½ in. complete, Nos. 99E, 103D, 105D, 109D, 233D, 240D, 10158, 10159, 10170, 10171, 10174, 10176 to 10185, 10187, 10817 to 10825, 18578, two each 176D, 223E, 247E, 397E, 402D, 10160, 10161, 10164, 10172, 10173, 10195 and five 10157

FOR MILITARY WORK

10833	1785	Clamp Arm (upper, left) with 10248, in place of 10823
10832	1785	Clamp Arm (upper, right) with 10248, in place of 10822
10834	1785	Clamp Arm (upper) Adjusting Slide, in place of 10164
10248	1783	Clamp Arm (upper) Adjusting Slide Steady Pin, in place of 10165

No.	Plate	Name
10836	1781	Clamp Arm (upper) Dowel Pin
10835	1785	" " " Hinge, in place of 10172
192D	1781	Clamp Arm (upper) Screw, in place of 176D
10843	1785	Clamp Arm Spreader Lever, in place of 10821
10838	1785	Clamp Crank Shaft Bracket (left), in place of 10179
10837	1785	Clamp Crank Shaft Bracket (right), in place of 10178
10839	1785	Clamp Crank Shaft Lever, in place of 10180
10841	1785	Clamp Guide Pin Lifter, in place of 10183
10842	1785	Clamp Guide Pin Lifter Stop, in place of 10157
224D	1783	Clamp Guide Pin Lifter Stop Screw
10845	1785	" " " Post, in place of 10185
10844	---	Clamp, 1½ in. complete, Nos. 99E, 103D, 105D, 109D, 224D, 233D, 240D, 10158, 10159, 10170, 10171, 10174, 10176, 10177, 10181, 10182, 10184, 10187, 10817 to 10820, 10826 to 10828, 10832, 10833, 10837 to 10839, 10841 to 10843, 10845, two each 192D, 223E, 247E, 397E, 402D, 10160, 10161, 10173, 10195, 10834, 10835, four each 10157 and 10836
10956	---	Clamp, 1½ in. complete, Nos. 99E, 103D, 105D, 109D, 224D, 233D, 240D, 10158, 10159, 10170, 10171, 10174, 10176, 10177, 10181, 10182, 10184, 10187, 10817 to 10820, 10824, 10825, 10828, 10832, 10833, 10837 to 10839, 10841 to 10843, 10845, two each 192D, 223E, 247E, 397E, 402D, 10160, 10161, 10173, 10195, 10834, 10835, four each 10157 and 10836

KNIVES

No.	Plate	Name
10536	—	Knife, $\frac{1}{2}$ in. (small size eye)
10537	—	" $\frac{3}{8}$ in. (small size eye)
10538	—	" $\frac{5}{8}$ in. (small size eye)
10539	—	" $1\frac{1}{8}$ in. (small size eye)
10540	—	" $\frac{7}{8}$ in. (small size eye)
10541	—	" $\frac{5}{8}$ in. (small size eye)
10542	—	" 1 in. (small size eye)
10543	—	" $1\frac{1}{8}$ in. (small size eye)
10544	—	" $1\frac{1}{4}$ in. (small size eye)
10545	—	" $1\frac{1}{2}$ in. (small size eye)

MISCELLANEOUS PARTS

18801	—	Bed Plate with 18620, 18621 and four 405E, for $\frac{1}{2}$ to 1 in. buttonholes ..
18802	—	Bed Plate 18801 with 18797, 18798 and four 231C
18754	—	Bed Plate complete, for $\frac{1}{2}$ to 1 in. buttonholes, Nos. 10024, 10132, 10134, 18568, 18802, two each 10135, 10136 and three 405E
10888	1785	Bed Plate Button (Chicago style) with 240D and 664D
18620	1785	Bed Plate Protector (left), for $\frac{1}{2}$ to 1 in. buttonholes
18621	1785	Bed Plate Protector (right), for $\frac{1}{2}$ to 1 in. buttonholes
10215	1785	Feed Wheel Driving Lever Block (Hamburgh style)

OBSOLETE PARTS

No.	Plate	Name
10004	1779	Arm Shaft (horizontal) Gear with 453C
10007	1787	Arm Shaft (upright) Gear with 453C
18623	—	Bed Plate with 18620, 18621 and four 405E, for $\frac{1}{2}$ to 1 in. buttonholes ..
18622	1786	Bed Plate with two 18619 and four 405E, for $1\frac{1}{8}$ to $1\frac{1}{2}$ in. buttonholes ..
10460	—	Bed Plate complete, Nos. 10024, 10132, 10134, 10457, 18568, two each 10135, 10136 and three 405E
18625	—	Bed Plate complete, for $\frac{1}{2}$ to 1 in. buttonholes, Nos. 10024, 10132, 10134, 18568, 18623, two each 10135, 10136 and three 405E
18624	—	Bed Plate complete, for $1\frac{1}{8}$ to $1\frac{1}{2}$ in. buttonholes, Nos. 10024, 10132, 10134, 18568, 18622, two each 10135, 10136 and three 405E
10459	—	Bed Plate Button with 240D and 664D
18545	1781	" " Spring Guide
10462	1781	" " Stud
18557	1785	Clamp Check Presser Spring
10463	1782	Cutting Block (brass), $\frac{1}{16}$ inch
10468	1785	Eye Stop
10033	1779	Feed Hand Ratchet Pawl with 10035
10493	—	" Wheel with 10520, for $1\frac{1}{8}$ in. buttonhole
10497	—	Feed Wheel with 10522, for $1\frac{1}{4}$ in. buttonhole
10499	—	Feed Wheel with 10523, for $1\frac{3}{8}$ in. buttonhole
10501	—	Feed Wheel with 10524, for $1\frac{1}{2}$ in. buttonhole
10522	1779	Feed Wheel Latch, $1\frac{1}{4}$ inch
10062	—	" " Driving Lever
10299	1785	" " Tripping Point
10097	—	Needle Bar Frame
10986	—	Spreader Cam Adjusting Slide (thin)
10384	1785	" " Fixture
10569	—	Tension (upper thread) and Spool Bracket, for upper corder

Obsolete Parts

No.	Plate	Name
10570	—	Tension (upper thread) and Spool Bracket complete, for upper corder, Nos. 415D, 487D, 488D, 1560c, 2103, 10145, 10569, two each 2102, 8039, 10111 and 10112
10564	—	Thread (upper) Cord Guide with three 10574
18546	1779	Thread (upper) Cord Guide with three 10574
10574	1781	Thread (upper) Cord Guide Eyelet

NUMERICAL LIST OF PARTS
FOR
MACHINE No. 23-8

From the library of David M. Hardy, Davao

NUMERICAL LIST OF PARTS

No.	Plate	Name
2D	1779	Feed Driving Bell Crank Lever Hinge Screw
2D	1779	Looper Driving Bell Crank Hinge Screw
29C	1783	Needle Bar Connecting Link Hinge Screw
37E	1783	Needle Bar Frame Regulating Screw Stud
49F	1783	Thread (upper) Nipper Lever Screw
52C	1783	Feed Hand Ratchet Lever Hinge Screw
71D	1783	Feed Shipper Lever Hinge Screw ..
72D	1783	Knife Holder Connecting Link Hinge Screw
77D	1783	Thread (upper) Nipper Arm Hinge Screw
93H	1783	Needle Clamp Disc Spring Screw, for 10110
99E	1783	Clamp Arm Spreader Lever Hinge Screw, for 10829, 10830, 10844, 10944, 10954 and 10956
99C	1783	Spreader Hinge Screw, for 10132 and 10134
103D	1783	Clamp Guide Pin Lifter Hinge Screw, for 10829, 10830, 10844, 10944, 10954 and 10956
105D	1783	Clamp Arm Spreader Link Hinge Screw, for 10829, 10830, 10844, 10944, 10954 and 10956
109D	1783	Clamp Arm Spreader Screw, for 10829, 10830, 10844, 10944, 10954 and 10956
118E	1783	Arm Screw
129E	1781	Feed Wheel Driving Lever Adjusting Screw, for 18563
130D	1783	Looper Carrier Bracket Screw
144D	1781	Arm Shaft (horizontal) Screw
147C	1783	Needle Bar Frame Connecting Rod Ball Screw
155C	1783	Needle Bar Connecting Stud Set Screw, for 7448
159D	1783	Cutting Block Arm Ratchet Wheel Retaining Spring Latch Screw ..
159D	1783	Tension (upper thread) and Spool Bracket Screw

From the file of: Original Needle Corp.

Numerical List of Parts

No.	Plate	Name
159D	1783	Thread (under) Spool Bracket Screw
176D	1783	Clamp Arm (upper) Screw, for 10829, 10830, 10944 and 10954
176D	1783	Face Plate Screw
176D	1783	Feed Regulator Screw
192D	1781	Clamp Arm (upper) Screw, for 10844 and 10956
209F	1783	Knife Set Screw, for 10547, 10549, 10551 and 10632
209F	1783	Looper Carrier Crank Set Screw ..
209F	1783	Needle Bar Thread Take-up Set Screw, for 10096
209F	1783	Needle Clamp Set Screw, for 10110
220D	1783	Clamp Arm (upper) Connecting Yoke Link Screw, for 10171
223E	1783	Clamp Crank Shaft Bracket Screw (small), for 10829, 10830, 10844, 10944, 10954 and 10956
224D	1783	Clamp Guide Pin Lifter Stop Screw, for 10844 and 10956
224F	1783	Looper Screw
231C	1783	Bed Plate Clamp Stop Screw, for 18800 and 18802
233D	1783	Clamp Guide Pin Lifter Spring Screw, for 10829, 10830, 10844, 10944, 10954 and 10956
233D	1783	Looper Carrier Needle Guard Screw
233D	1783	Needle Bar Thread Take-up Roller Cap Screw, for 10096
236F	1783	Thread (upper) Take-up Spring Screw
240D	1783	Clamp Thread Catch Screw, for 10829, 10830, 10844, 10944, 10954 and 10956
240D	1783	Spreader (right) Stop Screw, for 10459, 10888 and 18568
247F	1783	Clamp Arm (upper) Adjusting Slide Screw, for 10829, 10830, 10844, 10944, 10954 and 10956
290E	1783	Needle Bar Screw Bushing
293C	1785	Knife Holder Lifting Rock Shaft Screw Center
304C	1783	Cutting Block Arm Screw Center ..
306C	1783	Needle Bar Frame Screw Center (upper)
307C	1783	Needle Bar Frame Bell Crank Screw Center
307C	1783	Needle Bar Frame Screw Center (lower)

Numerical List of Parts

No.	Plate	Name
333D	1783	Thread (under) Cord Guide Screw..
357F	1783	Feed Wheel Driving Lever Block Ad- justing Screw
378C	1783	Looper Carrier Pitman Hinge Screw
389F	1783	Bed Plate Screw
390C	1783	Needle Bar Connecting Link Adjust- ing Screw, for 10091
390C	1783	Needle Bar Frame Connecting Rod Adjusting Screw, for 10103
397E	1783	Clamp Crank Shaft Bracket Screw (large), for 10829, 10830, 10844, 10944, 10954 and 10956
399F	1783	Bed Plate Clamp Guide Slide Guide Screw, for 10024
401E	1783	Feed Wheel Cam Groove Protector Screw (long), for 10479, 10481, 10483, 10485, 10487, 10489, 10491, 10495, 10957, 10958, 18506 and 18569
402D	1783	Clamp Arm (lower) Front Guide Screw, for 10829, 10830, 10844, 10944, 10954 and 10956
405E	1783	Bed Plate Button Screw, for 18753, 18754 and 18799
405E	1783	Bed Plate Protector Screw, for 18753, 18754, 18799 and 18801
415D	1783	Tension (upper thread) Stud, for 10146
429C	1783	Feed Wheel Driving Lever Support- ing Screw
430C	1783	Feed Wheel Friction Block Spring Adjusting Screw
435C	1783	Thread (upper) Nipper Cam Set Screw, for 10567
444F	1783	Cutting Block Set Screw
445C	1783	Feed and Looper Cam Set Screw, for 10038
445C	1783	Needle Bar Frame Cam Set Screw, for 10101
448C	1783	Balance Wheel Set Screw, for 10010
450C	1783	Knife Holder Hinge Pin Set Screw..
453C	1783	Arm Shaft (horizontal) Gear Set Screw, for 18820
453C	1783	Arm Shaft (upright) Gear Set Screw, for 18821
453C	1783	Knife Holder Adjusting Collar Set Screw, for 10552
487D	1780	Thread (under) Spool Spindle, 4 in. long

Numerical List of Parts

No.	Plate	Name
488D	1780	Thread (under) Spool Spindle, 3½ in. long
488D	1780	Thread (upper) Spool Spindle, 3½ in. long, for 10146
664D	1781	Spreader (left) Stop Screw, for 10459, 10888 and 18568
665D	1781	Needle Clamp Thread Guide Screw, for 10110
756E	1783	Feed Wheel Cam Groove Protector Screw (short), for 10479, 10481, 10483, 10485, 10487, 10491, 10495, 10957, 18506 and 18569
759F	1783	Thread (under) Spool Spindle Outside Cone Thumb Screw, for 8039
759F	1783	Thread (upper) Spool Spindle Outside Cone Thumb Screw, for 8039
771D	1783	Arm Side Plate Thumb Screw, for 10451
1671C	1781	Eye Stop Adjusting Screw
1153C	1783	Thread (upper) Nipper Disc Screw Stud
1501E	1785	Knife Holder Lifting Rock Shaft Screw Center Nut
1513E	1783	Cutting Block Arm Screw Center Nut
1513E	1783	Feed Wheel Driving Lever Supporting Screw Nut
1513E	1783	Needle Bar Frame Bell Crank Screw Center Nut
1513E	1783	Needle Bar Frame Screw Center Nut
1514E	1783	" " " Regulating Screw Stud Nut
1518E	1783	Eye Stop Adjusting Screw Nut
1520E	1781	Feed Wheel Driving Lever Block Adjusting Screw Nut
1520E	1781	Feed Wheel Friction Block Spring Adjusting Screw Nut
1520E	1781	Looper Carrier Pitman Hinge Screw Nut
1547D	1783	Thread (upper) Nipper Disc Regulating Thumb Nut Lock Nut
1547D	1783	Thread (upper) Nipper Disc Screw Stud Nut
1560C	1781	Tension (under thread) Regulating Thumb Nut
1560C	1781	Tension (upper thread) Regulating Thumb Nut, for 10146
1645E	1783	Thread (upper) Nipper Disc Regulating Thumb Nut

Numerical List of Parts

No.	Plate	Name
1805	1781	Feed Driving Bell Crank Lever Roller and Stud, for 10028
1807	1781	Looper Driving Bell Crank Roller and Stud, for 10129
1813	1781	Needle Bar Frame Bell Crank Roller and Stud, for 10099
1814	1781	Feed Shipper Lever Roller and Stud, for 18894
1821	1781	Thread (upper) Nipper Arm Roller and Stud
1824	1781	Looper Carrier Roller and Stud, for 10121
1827	1781	Bed Plate Clamp Guide Slide Roller and Stud, for 10020
2077	1781	Looper Carrier Pin
2102	1779	Tension (under thread) Disc
2102	1779	" (upper thread) Disc, for 10146
2103	1781	" " " Spring, for 10146
2117	1781	Arm Shaft (horizontal) Gear Pin ..
2117	1781	" " (upright) Gear Pin
3012	1781	Thread (upper) Nipper Cam Pin ..
5569	1779	Feed Hand Ratchet Pawl Spring ..
5569	1779	" Wheel Brake Dog Spring
7448	1779	Needle Bar Connecting Stud 7548 with 155c
7548	—	Needle Bar Connecting Stud, for 7448
7958	1781	Looper Carrier Crank Pin
8039	1779	Thread (under) Spool Spindle Outside Cone 8064 with 759F
8039	1779	Thread (upper) Spool Spindle Outside Cone 8064 with 759F, for 10146
8064	—	Thread (upper) Spool Spindle Outside Cone, for 8039
8064	—	Thread (under) Spool Spindle Outside Cone, for 8039
8582	1781	Arm Dowel Pin
8734	1779	Feed Wheel Driving Lever Spring..
8800	1781	Thread (upper) Nipper Disc
10002	1786	Arm Shaft (horizontal)
10004	1779	" " " Gear with 453c (obsolete)
10005	1786	Arm Shaft (upright)
10007	1787	" " " Gear with 453c (obsolete)
*10008	—	Arm Side Plate, for 10451
10010	1778	Balance Wheel, 2½ in. pulley, with two 448c

Numerical List of Parts

Nos. 10020 to 10023, for 10024.

No.	Plate	Name
10020	1779	Bed Plate Clamp Guide Slide with 1827
10021	1779	Bed Plate Clamp Guide Slide Guide
10022	1781	" " " " " Spring Stop Stud
10023	1779	Bed Plate Clamp Guide Slide Spring
10024	1779	Bed Plate Clamp Guide complete, Nos. 10020, 10022, 10023, two 10021 and four 399F, for 18753 and 18754 ..
10026	1778	Face Plate
10028	1786	Feed Driving Bell Crank Lever with 1805
10029	1779	Feed Wheel Friction Block
10030	1779	" " " " Spring ..
10031	1787	" Hand Ratchet Lever, for 10036
10032	1779	" " " " Handle, for 10036
10033	1779	Feed Hand Ratchet Pawl with 10035 (obsolete)
10034	1781	Feed Hand Ratchet Pawl Hinge Stud, for 10036
10035	1781	Feed Hand Ratchet Pawl Spring Hook, for 10033
10035	1781	Feed Wheel Brake Dog Spring Hook
10036	1787	Feed Hand Ratchet complete, Nos. 10031, 10032, 10034 and 18790
10038	1786	Feed and Looper Cam with two 445c
10041	1779	" Regulator (long)
10059	1779	" Wheel Brake Dog with 10060 ..
10060	1781	" " " " Stud, for 10059
10061	1780	" Hand Ratchet Pawl Spring Pin, for Bed
10061	1780	Feed Wheel Driving Lever Spring Pin
10062	—	" " " " (obsolete)
10063	1779	" " " " Block ...
10081	—	" " Latch, $\frac{1}{2}$ in., for 10479 ..
10082	1779	" " " $\frac{3}{8}$ in., for 10481 ..
10083	—	" " " $\frac{5}{8}$ in., for 10483 ..
10084	—	" " " $\frac{1}{2}$ in., for 10485 ..
10085	—	" " " $\frac{3}{4}$ in., for 10487 ..
10086	—	" " " $\frac{7}{8}$ in., for 10489 ..
10087	—	" " " 1 in., for 10491 ..
10088	1778	Needle Bar, for 10089
10089	1778	Needle Bar complete, Nos. 10088, 10096, 10108 and 10110
10091	1779	Needle Bar Connecting Link with two 390c

Numerical List of Parts

Nos. 10093 to 10095, for 10096.

No.	Plate	Name
10093	1779	Needle Bar Thread Take-up with 10114
10094	1781	Needle Bar Thread Take-up Roller ..
10095	1781	" " " " " Cap
10096	1779	Needle Bar Thread Take-up complete, Nos. 209F, 233D and 10093 to 10095, for 10089
10097	—	Needle Bar Frame (obsolete)
10099	1778	" " " Bell Crank with 1813
10101	1779	Needle Bar Frame Cam with two 445c
10103	1778	Needle Bar Frame Connecting Rod with 390c
10104	1781	Needle Bar Frame Connecting Rod Ball
Nos. 10105 to 10107, for 10110.		
10105	1781	Needle Clamp
10106	1781	" " Disc
10107	1781	" " Spring
10108	1781	" " Gib, for 10089
10109	1781	" " Thread Guide, for 10110
10110	1781	Needle Clamp complete, Nos. 93U, 209F, 665D, 10105, 10107, 10109 and two 10106, for 10089
10111	1781	Thread (under) Spool Spindle Inside Cone
10111	1781	Thread (upper) Spool Spindle Inside Cone, for 10146
10112	1781	Thread (under) Spool Spindle Inside Cone Spring
10112	1781	Thread (upper) Spool Spindle Inside Cone Spring, for 10146
10114	1781	Needle Bar Thread Take-up Roller Pin, for 10093
10116	1779	Table Bracket Machine Holder Pin, for 10216
10118	1781	Looper (long)
10119	1781	" (short)
10121	1779	" Carrier with 1824
10122	1787	" " Bracket
10123	1779	" " Crank
10125	1781	" " Needle Guard
10127	1778	" " Pitman
10129	1786	" Driving Bell Crank with 1807
10130	1779	" Carrier Shaft

No.	Plate	Name
10132	1779	Spreader (right) with 99c and 10136, for 18753 and 18754
Nos. 10134 to 10136, for 18753 and 18754.		
10134	1779	Spreader (left) with 99c and 10136
10135	1781	" Spring
10136	1781	" " Hook; also for 10132 and 10134
10137	1779	Thread (upper) Nipper Arm
10140	1779	" " " Lever
10141	1781	" " " Spring..
10144	1778	Tension (upper thread) and Spool Bracket, for 10146
10145	1781	Tension (under thread) Thread Guide
10145	1781	" (upper thread) Thread Guide, for 10146
10145	1781	Thread (under) Thread Guide
10146	—	Tension (upper thread) and Spool Bracket complete, Nos. 415D, 488D, 1560c, 2103, 8039, 10111, 10112, 10144, 10145 and two 2102
10147	1778	Thread (under) Spool Bracket
10148	1781	Tension (under thread) Spring
10149	1779	Thread (under) Take-up Spring
10150	1779	" " Cord Guide
10151	1779	" (upper) Take-up Spring
10152	1781	Face Plate Thread Guide
10157	1781	Clamp Arm (lower) Front Guide Dowel Pin, for 10829, 10830, 10844, 10944, 10954 and 10956
10157	1781	Clamp Check Hinge Pin, for 10829, 10830, 10844, 10944, 10954 and 10956
10157	1781	Clamp Guide Pin Lifter Stop Pin, for 10829, 10944 and 10954
Nos. 10158 to 10161, for 10829, 10830, 10844, 10944, 10954 and 10956.		
10158	1780	Clamp Arm (lower) Rear Guide (right)
10159	1780	Clamp Arm (lower) Rear Guide (left)
10160	1781	" " " " " (right) Rivet
10161	1783	Clamp Arm (lower) Rear Guide (left) Rivet
10164	1780	Clamp Arm (upper) Adjusting Slide, for 10829, 10830, 10944 and 10954
10165	1781	Clamp Arm (upper) Adjusting Slide Steady Pin, for 10822 and 10823

Nos. 10170 to 10174, for 10829, 10830, 10944 and 10954.

No.	Plate	Name
10170	1780	Clamp Arm (upper) Connecting Yoke; also for 10844 and 10956
10171	1780	Clamp Arm (upper) Connecting Yoke Link with two 220b; also for 10844 and 10956
10172	1780	Clamp Arm (upper) Hinge
10173	1783	" " " " Pin; also for 10844 and 10956
10174	1780	Clamp Arm Spreader; also for 10844 and 10956

Nos. 10176 to 10185, for 10829, 10830, 10944 and 10954.

10176	1780	Clamp Arm Spreader Link; also for 10844 and 10956
10177	1780	Clamp Crank Shaft; also for 10844 and 10956
10178	1780	Clamp Crank Shaft Bracket (right)
10179	1780	" " " " (left) ..
10180	1780	" " " Lever
10181	1783	" " " " Pin; also for 10844 and 10956
10182	1780	Clamp Guide Pin; also for 10844 and 10956
10183	1780	Clamp Guide Pin Lifter
10184	1780	" " " " Spring; also for 10844 and 10956
10185	1780	Clamp Guide Pin Post
10187	1783	" Thread Catch, for 10829, 10830, 10844, 10944, 10954 and 10956 ..
10195	1780	Clamp Arm (upper) Spring, for 10829, 10830, 10844, 10944, 10954 and 10956
10215	1785	Feed Wheel Driving Lever Block (Hamburgh style)
10216	1786	Table Bracket Machine Holder (right) with 10116 and three wood screws 1¼ in., No. 14, R.H.B. ...
10248	1783	Clamp Arm (upper) Adjusting Slide Steady Pin, for 10832 and 10833 ..
10299	1785	Feed Wheel Tripping Point (obsolete)
10384	1785	Spreader Cam Fixture (obsolete) ..
*10451	—	Arm with 771D and 10008
10452	1786	Cutting Block Arm
10453	1782	" " " Ratchet Wheel..
10454	1782	" " " " " " Re- taining Spring Latch

No.	Plate	Name
10455	1787	Cutting Block Arm Spring
*10456	—	Bed
10459	—	" Plate Button with 240D and 664D (obsolete)
10460	—	Bed Plate complete, Nos. 10024, 10132, 10134, 10457, 18568, two each 10135, 10136 and three 405E (obsolete)..
10461	1781	Bed Plate Dowel Pin
10462	1781	" " Stud (obsolete)
10463	1782	Cutting Block (brass), $\frac{3}{8}$ in. (obso- lete)
10464	1782	Cutting Block (brass), $\frac{5}{8}$ in., for 10547
10465	1782	" " " $\frac{3}{4}$ in., for 10547
10466	1782	" " " $\frac{7}{8}$ in., for 10549
10467	1782	" " " 1 in., for 10549
10468	1785	Eye Stop (obsolete)

Nos. 10469 to 10474, for 10551.

10469	1782	Cutting Block (brass), $\frac{3}{4}$ inch
10470	1782	" " " 1 inch
10471	1782	" " " $1\frac{1}{8}$ inch
10472	1782	" " " $1\frac{1}{4}$ inch
10473	1782	" " " $1\frac{3}{8}$ inch
10474	1782	" " " $1\frac{1}{2}$ inch
10477	1787	Feed Shipper Lever with 1814, for buttonholes $1\frac{3}{8}$ and $1\frac{1}{2}$ in. long ..
10479	—	Feed Wheel with 10081, 10504, 10505, two each 401E and 756E, for $\frac{1}{2}$ in. buttonhole
10481	—	Feed Wheel with 10082, 10506, 10507, two each 401E and 756E, for $\frac{5}{8}$ in. buttonhole
10485	—	Feed Wheel with 10083, 10508, 10509, two each 401E and 756E, for $\frac{3}{4}$ in. buttonhole
10485	—	Feed Wheel with 756E, 10084, 10510, 10511 and three 401E, for $1\frac{1}{8}$ in. buttonhole
10487	—	Feed Wheel with 756E, 10085, 10512, 10513 and three 401E, for $\frac{3}{4}$ in. buttonhole
10489	—	Feed Wheel with 10086, 10514, 10515 and four 401E, for $\frac{7}{8}$ in. buttonhole
10491	—	Feed Wheel with 756E, 10087, 10516, 10517 and three 401E, for 1 in. but- tonhole
10493	—	Feed Wheel with 10520, for $1\frac{1}{8}$ in. buttonhole (obsolete)

No.	Plate	Name
10495	—	Feed Wheel with 401E, 10518, 10519, 10521 and three 756E, for $1\frac{1}{8}$ in. buttonhole
10497	—	Feed Wheel with 10522, for $1\frac{1}{4}$ in. buttonhole (obsolete)
10499	—	Feed Wheel with 10523, for $1\frac{3}{8}$ in. buttonhole (obsolete)
10501	—	Feed Wheel with 10524, for $1\frac{1}{2}$ in. buttonhole (obsolete)
10502	1782	Cutting Block (brass), $\frac{3}{8}$ in., for 10551
10504	1785	Feed Wheel Cam Groove Protector, $\frac{1}{2}$ in. (inside), for 10479
10505	1785	Feed Wheel Cam Groove Protector, $\frac{1}{2}$ in. (outside), for 10479
10506	—	Feed Wheel Cam Groove Protector, $\frac{5}{8}$ in. (inside), for 10481
10507	—	Feed Wheel Cam Groove Protector, $\frac{5}{8}$ in. (outside), for 10481
10508	—	Feed Wheel Cam Groove Protector, $\frac{3}{4}$ in. (inside), for 10483
10509	—	Feed Wheel Cam Groove Protector, $\frac{3}{4}$ in. (outside), for 10483
10510	—	Feed Wheel Cam Groove Protector, $1\frac{1}{8}$ in. (inside), for 10485
10511	—	Feed Wheel Cam Groove Protector, $1\frac{1}{8}$ in. (outside), for 10485
10512	—	Feed Wheel Cam Groove Protector, $\frac{3}{4}$ in. (inside), for 10487
10513	—	Feed Wheel Cam Groove Protector, $\frac{3}{4}$ in. (outside), for 10487
10514	—	Feed Wheel Cam Groove Protector, $\frac{3}{4}$ in. (inside), for 10489
10515	—	Feed Wheel Cam Groove Protector, $\frac{3}{4}$ in. (outside), for 10489
10516	—	Feed Wheel Cam Groove Protector, 1 in. (inside), for 10491
10517	—	Feed Wheel Cam Groove Protector, 1 in. (outside), for 10491
10518	—	Feed Wheel Cam Groove Protector, $1\frac{1}{8}$ in. (inside), for 10495
10519	—	Feed Wheel Cam Groove Protector, $1\frac{1}{8}$ in. (outside), for 10495
10520	—	Feed Wheel Latch, $1\frac{1}{8}$ in., for 18506
10521	—	" " " $1\frac{1}{8}$ in., for 10495
10522	1779	" " " $1\frac{1}{4}$ in. (obsolete), for 10497
10523	—	Feed Wheel Latch, $1\frac{3}{8}$ in., for 10499 and 18569

No.	Plate	Name
10524	—	Feed Wheel Latch, 1½ in., for 10501 and 10958
10526	—	Knife, ½ in. (large size eye)
10527	1782	" ⅝ in. (large size eye)
10528	1782	" ¾ in. (large size eye)
10529	—	" 1 in. (large size eye)
10530	1782	" 1¼ in. (large size eye)
10531	—	" 1½ in. (large size eye)
10532	1782	" 1 in. (large size eye)
10533	—	" 1½ in. (large size eye)
10534	1782	" 1¼ in. (large size eye)
10535	1782	" 1½ in. (large size eye)
10536	—	" ½ in. (small size eye)
10537	—	" ⅝ in. (small size eye)
10538	—	" ¾ in. (small size eye)
10539	—	" 1 in. (small size eye)
10540	—	" 1¼ in. (small size eye)
10541	—	" 1½ in. (small size eye)
10542	—	" 1 in. (small size eye)
10543	—	" 1¼ in. (small size eye)
10544	—	" 1½ in. (small size eye)
10545	—	" 1¼ in. (small size eye)
10547	1784	" Holder with 209F and two 10556, for 10528 to 10530 and 10538 to 10540
10549	1787	Knife Holder with 209F and two 10556, for 10531, 10532, 10541 and 10542
10551	1787	Knife Holder with 209F and two 10556, for 10533 to 10535 and 10543 to 10545
10552	1782	Knife Holder Adjusting Collar with 453c
10553	1782	Knife Holder Connecting Link
10554	1781	" " " " Pin ..
10555	1787	" " Hinge Pin
10556	1780	" Position Pin, for 10547, 10549, 10551 and 10632
10557	1778	Needle Bar Frame
10558	1779	Feed Regulator (reverse)
10559	1779	" " (short)
10560	1786	Knife Holder Lifting Rock Shaft ...
10561	1787	" " " " " Con- necting Link
10562	1781	Knife Holder Lifting Rock Shaft Con- necting Link Pin
10563	1786	Table Bracket Machine Holder (left) with four wood screws 1¼ in., No. 14, R.H.B.
10564	—	Thread (upper) Cord Guide with three 10574 (obsolete)
10567	1787	Thread (upper) Nipper Cam with 435c

No.	Plate	Name
10568	1779	Thread (upper) Nipper Link
10569	—	Tension (upper thread) and Spool Bracket, for upper corder (obso- lete), for 10570
10570	—	Tension (upper thread) and Spool Bracket complete, for upper corder, Nos. 415D, 487D, 488D, 1560C, 2103, 10145, 10569, two each 2102, 8039, 10111 and 10112 (obsolete)
10574	1781	Thread (upper) Cord Guide Eyelet (obsolete), for 10564 and 18546 ..
10632	1784	Knife Holder with 209F and two 10556, for 10526, 10527, 10536 and 10537
Nos. 10817 to 10820, for 10829, 10830, 10844, 10944, 10954 and 10956.		
10817	1780	Clamp Arm (lower, right)
10818	1780	" " (lower, left)
10819	1780	" " (lower) Front Guide (right)
10820	1780	Clamp Arm (lower) Front Guide (left)
Nos. 10821 to 10823, for 10829, 10830, 10944 and 10954.		
10821	1787	Clamp Arm Spreader Lever
10822	1780	" " (upper, right) with 10165
10823	1780	" " (upper, left) with 10165
10824	1780	" Check (right), 1½ in., for 10830, 10954 and 10956
10825	1780	Clamp Check (left), 1½ in., for 10830, 10954 and 10956
Nos. 10826 to 10828, for 10829 and 10844.		
10826	1785	Clamp Check (right), 1¼ in.; also for 10944
10827	1785	Clamp Check (left), 1¼ in.; also for 10944
10828	1778	Clamp Plate; also for 10830 and 10956
10829	—	Clamp, 1¼ in., complete, Nos. 99E, 103D, 105D, 109D, 233D, 240D, 10158, 10159, 10170, 10171, 10174, 10176 to 10185, 10187, 10817 to 10823, 10826 to 10828, two each 176D, 223E, 247F, 397E, 402D, 10160, 10161, 10164, 10172, 10173, 10195 and five 10157

From the library of: Diamond Needle Corp

Numerical List of Parts

No.	Plate	Name
10830	1778	Clamp, 1½ in., complete, Nos. 99E, 103D, 105D, 109D, 233D, 240D, 10158, 10159, 10170, 10171, 10174, 10176 to 10185, 10187, 10817 to 10825, 10828, two each 176D, 223E, 247F, 397E, 402D, 10160, 10161, 10164, 10172, 10173, 10195 and five 10157
Nos. 10832 to 10839, for 10844 and 10956.		
10832	1785	Clamp Arm (upper, right) with 10248
10833	1785	" " (upper, left) with 10248
10834	1785	" " (upper) Adjusting Slide
10835	1785	" " " Hinge
10836	1781	" " " Dowel Pin
10837	1785	" Crank Shaft Bracket (right) ..
10838	1785	" " " " (left)
10839	1785	" " " Lever
Nos. 10841 to 10843, for 10844 and 10956.		
10841	1785	Clamp Guide Pin Lifter
10842	1785	" " " " Stop
10843	1785	" Arm Spreader Lever
10844	—	Clamp, 1¼ in., complete, Nos. 99E, 103D, 105D, 109D, 224D, 233D, 240D, 10158, 10159, 10170, 10171, 10174, 10176, 10177, 10181, 10182, 10184, 10187, 10817 to 10820, 10826 to 10828, 10832, 10833, 10837 to 10839, 10841 to 10843, 10845, two each 192D, 223E, 247F, 397E, 402D, 10160, 10161, 10173, 10195, 10834, 10835, four each 10157 and 10836, for military work
10845	1785	Clamp Guide Pin Post, for 10844 and 10956
10875	1778	Wrench, for 1518 and 1520
10876	1778	" " 357 and 1513
10877	1778	" " 10453
10888	1785	Bed Plate Button (Chicago style) with 240D and 664D
10893	1785	Eye Stop, for 10547 and 10549
10944	—	Clamp, 1¼ in., complete, Nos. 99E, 103D, 105D, 109D, 233D, 240D, 10158, 10159, 10170, 10171, 10174, 10176 to 10185, 10187, 10817 to 10823, 10826, 10827, 18578, two each 176D, 223E, 247F, 397E, 402D, 10160, 10161, 10164, 10172, 10173, 10195 and five 10157

Numerical List of Parts

No.	Plate	Name
10954	—	Clamp, 1½ in., complete, Nos. 99E, 103D, 105D, 109D, 233D, 240D, 10158, 10159, 10170, 10171, 10174, 10176 to 10185, 10187, 10817 to 10825, 18578, two each 176D, 223E, 247F, 397E, 402D, 10160, 10161, 10164, 10172, 10173, 10195 and five 10157
10956	—	Clamp, 1½ in., complete, Nos. 99E, 103D, 105D, 109D, 224D, 233D, 240D, 10158, 10159, 10170, 10171, 10174, 10176, 10177, 10181, 10182, 10184, 10187, 10817 to 10820, 10824, 10825, 10828, 10832, 10833, 10837 to 10839, 10841 to 10843, 10845, two each 192D, 223E, 247F, 397E, 402D, 10160, 10161, 10173, 10195, 10834, 10835, four each 10157 and 10836, for military work
10957	1786	Feed Wheel with 401E, 10962, 10963, 10967 and three 756E, for 1¼ in. buttonhole
10958	—	Feed Wheel with 10524, 10964, 10965 and four 401E, for 1½ in. buttonhole
10962	—	Feed Wheel Cam Groove Protector, 1¼ in. (inside), for 10957
10963	—	Feed Wheel Cam Groove Protector, 1¼ in. (outside), for 10957
10964	—	Feed Wheel Cam Groove Protector, 1¼ in. (inside), for 10958
10965	—	Feed Wheel Cam Groove Protector, 1½ in. (outside), for 10958
10967	—	Feed Wheel Latch, 1¼ in., for 10957
10986	—	Spreader Cam Adjusting Slide (thin) (obsolete), for 10384
18506	—	Feed Wheel with 10520, 18507, 18508, two each 401E and 756E, for 1¼ in. buttonhole
18507	—	Feed Wheel Cam Groove Protector, 1¼ in. (inside), for 18506
18508	—	Feed Wheel Cam Groove Protector, 1¼ in. (outside), for 18506
18545	1781	Bed Plate Spring Guide (obsolete)
18546	1779	Thread (upper) Cord Guide with three 10574 (obsolete)
18548	1782	Cutting Block (brass), ½ in., for 10551
18557	1785	Clamp Check Presser Spring (obsolete)
18563	1778	Feed Wheel Driving Lever with 129E
18568	1779	Bed Plate Button with 240D and 664D, for 18753 and 18754

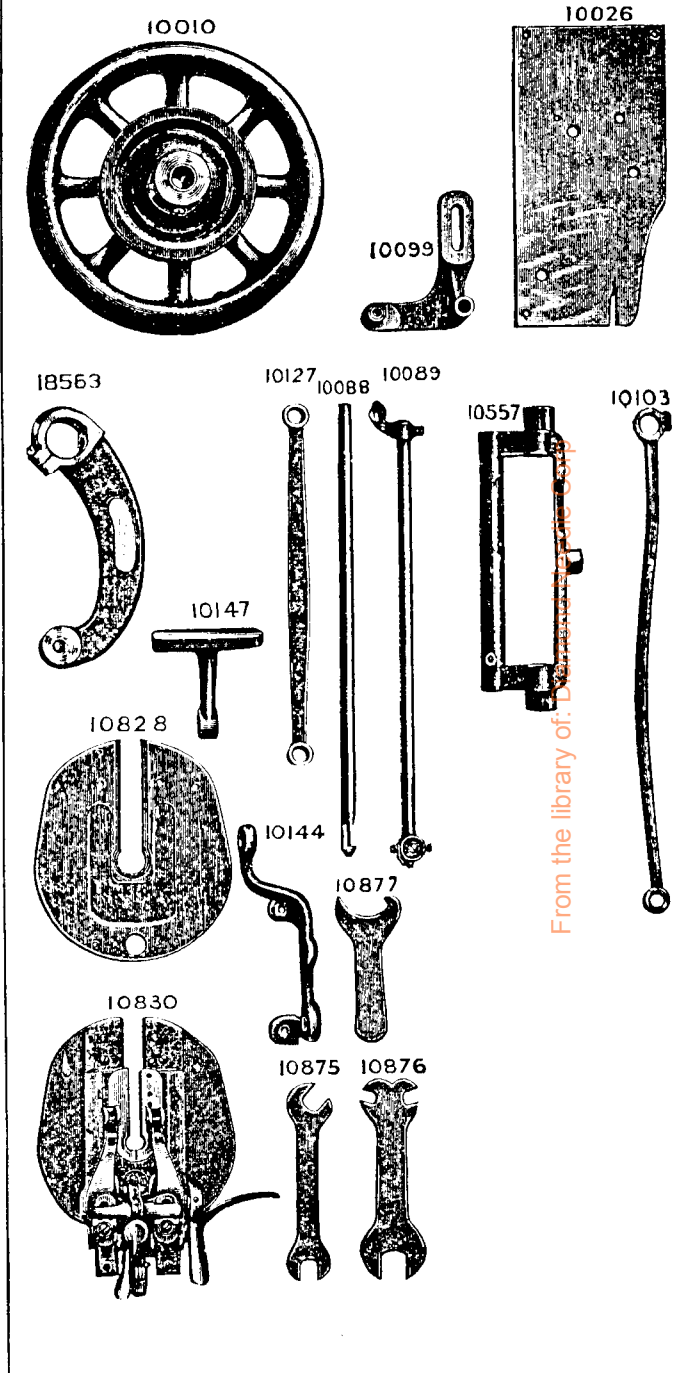
No.	Plate	Name
18569	—	Feed Wheel with 10523, 18570, 18571, two each 401E and 756E, for $1\frac{1}{8}$ in. buttonhole
18570	—	Feed Wheel Cam Groove Protector, $1\frac{1}{8}$ in. (inside), for 18569
18571	—	Feed Wheel Cam Groove Protector, $1\frac{1}{8}$ in. (outside), for 18569
18576	1785	Eye Stop, for 10632
18578	1784	Clamp Plate, for 10944 and 10954 ..
18619	1785	Bed Plate Protector, for $1\frac{1}{8}$ to $1\frac{1}{2}$ in. buttonholes, for 18799
18620	1785	Bed Plate Protector (left), for $\frac{1}{2}$ to 1 in. buttonholes, for 18801
18621	1785	Bed Plate Protector (right), for $\frac{1}{2}$ to 1 in. buttonholes, for 18801
Nos. 18622 to 18625 (obsolete).		
18622	1786	Bed Plate with two 18619 and four 405E, for $1\frac{1}{8}$ to $1\frac{1}{2}$ in. buttonholes
18623	—	Bed Plate with 18620, 18621 and four 405E, for $\frac{1}{2}$ to 1 in. buttonholes ..
18624	—	Bed Plate complete, for $1\frac{1}{8}$ to $1\frac{1}{2}$ in. buttonholes, Nos. 10024, 10132, 10134, 18568, 18622, two each 10135, 10136 and three 405E
18625	—	Bed Plate complete, for $\frac{1}{2}$ to 1 in. buttonholes, Nos. 10024, 10132, 10134, 18568, 18623, two each 10135, 10136 and three 405E
18750	1782	Cutting Block (brass), $\frac{1}{8}$ in., for 10632
18751	1782	“ “ “ $\frac{9}{16}$ in., for 10632
18752	1783	Bed Plate Clamp Stop Stud, for 18797 and 18798
18753	—	Bed Plate complete, for $1\frac{1}{8}$ to $1\frac{1}{2}$ in. buttonholes, Nos. 10024, 10132, 10134, 18568, 18800, two each 10135, 10136 and three 405E
18754	—	Bed Plate complete, for $\frac{1}{2}$ to 1 in. buttonholes, Nos. 10024, 10132, 10134, 18568, 18802, two each 10135, 10136 and three 405E
18790	1784	Feed Hand Ratchet Pawl with 18791, for 10036
18791	1783	Feed Hand Ratchet Pawl Spring Hook, for 18790
18797	1784	Bed Plate Clamp Stop (left) with 18752, for 18800 and 18802
18798	1784	Bed Plate Clamp Stop (right) with 18752, for 18800 and 18802

No.	Plate	Name
18799	1786	Bed Plate with two 18619 and four 405E, for $1\frac{1}{8}$ to $1\frac{1}{2}$ in. buttonholes, for 18800
18800	—	Bed Plate 18799 with 18797, 18798 and four 231C, for 18753
18801	—	Bed Plate with 18620, 18621 and four 405E, for $\frac{1}{2}$ to 1 in. buttonholes, for 18802
18802	—	Bed Plate 18801 with 18797, 18798 and four 231C, for 18754
18820	1784	Arm Shaft (horizontal) Gear with 453c
18821	1784	Arm Shaft (upright) Gear with 453c
18876	—	Needle Bar Packing Cord
18894	—	Feed Shipper Lever with 1814 for buttonholes from $\frac{1}{2}$ to $1\frac{1}{8}$ in. long
26026	1784	Screw Driver, Nos. 120088 and 120090
35143	1784	Tweezers, 4 in. long
36569	—	Oiler with 36571, for 36570
36570	—	“ 36569 filled with oil
36571	—	“ Spout, $1\frac{1}{8}$ in. long, with 36807, for 36569
36807	—	Oiler Spout Washer (leather), for 36571
50021D	—	Tension (under thread) Screw Stud
*120088	—	Screw Driver Blade, for 26026
*120090	—	“ “ Handle, for 26026

**ILLUSTRATIONS OF PARTS
FOR
MACHINE No. 23-8**

From the library of Diamond Needle Club

PLATE 1778—ONE-FOURTH SIZE



From the library of: *University of Toronto*

PLATE 1779—ONE-HALF SIZE


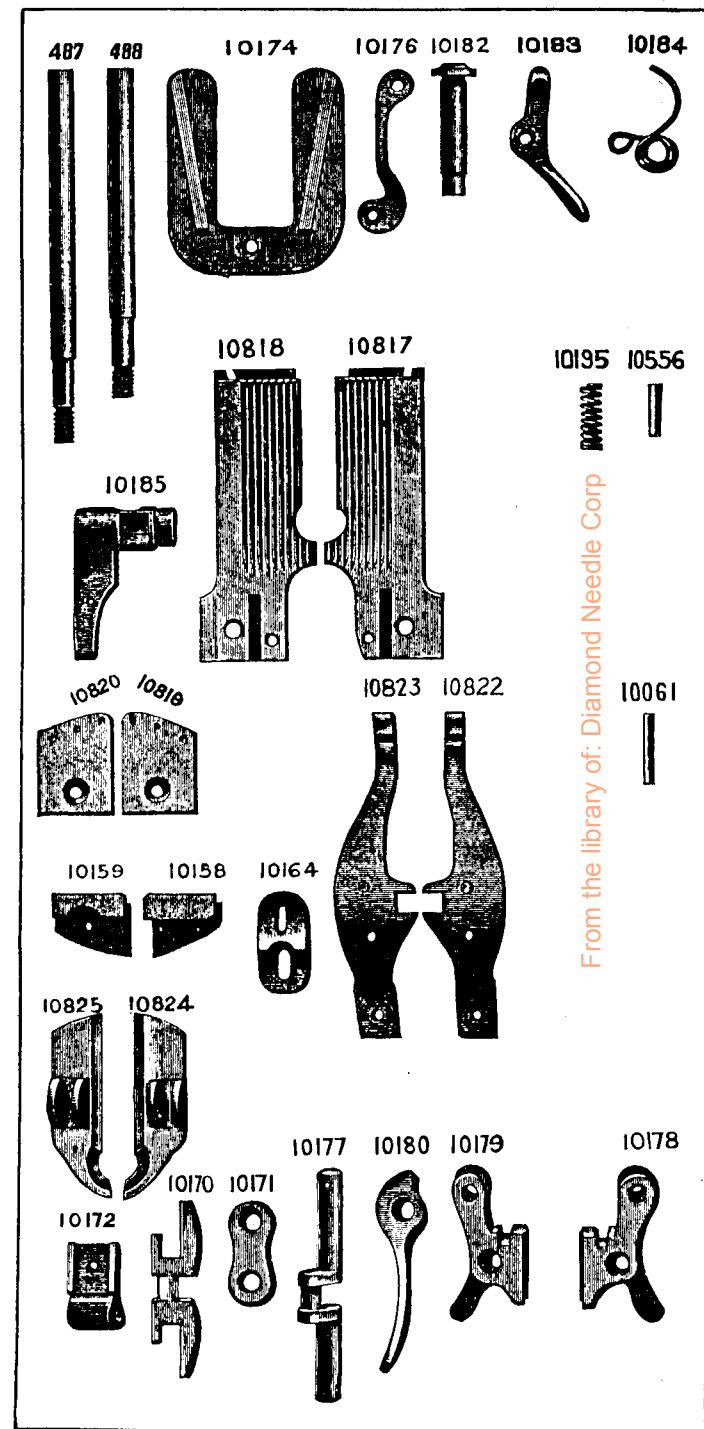


PLATE 1780—ONE-HALF SIZE



From the library of: Diamond Needle Corp

PLATE 1781—ONE-SIXTH SIZE

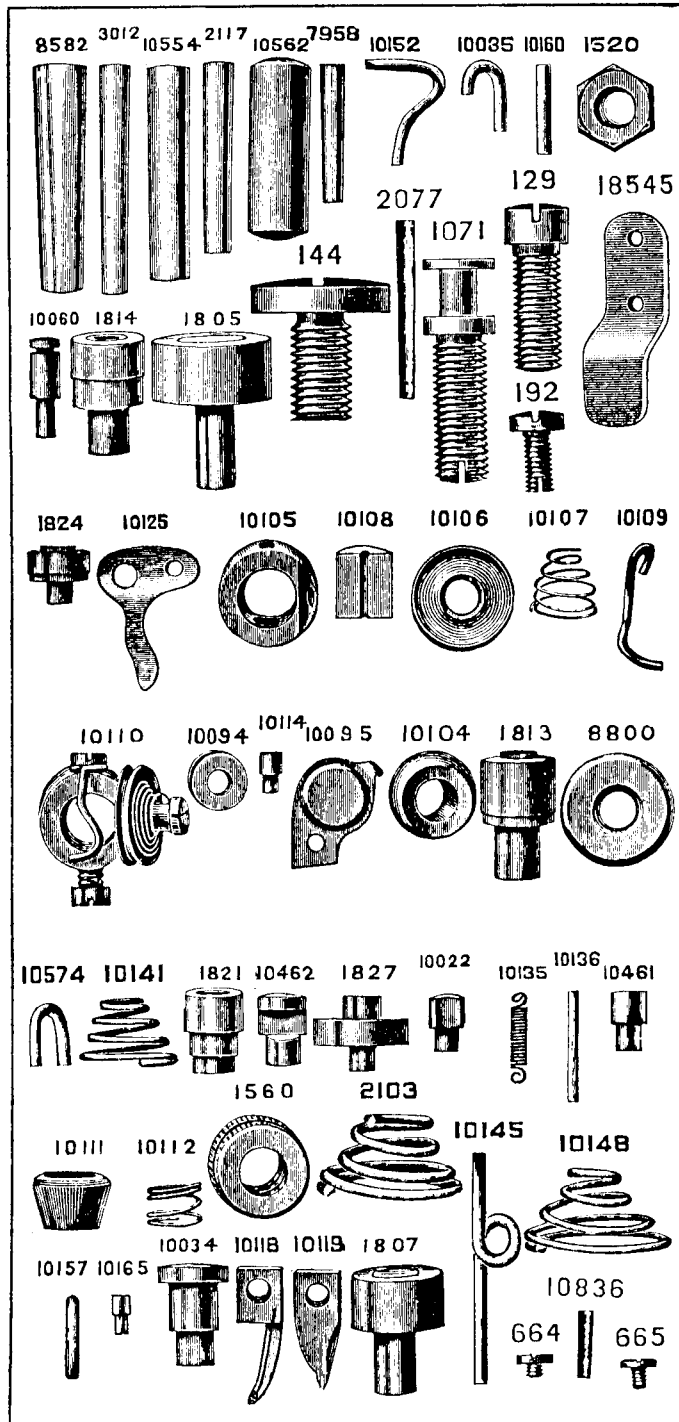


PLATE 1782—ONE-HALF SIZE




PLATE 1783—FULL SIZE

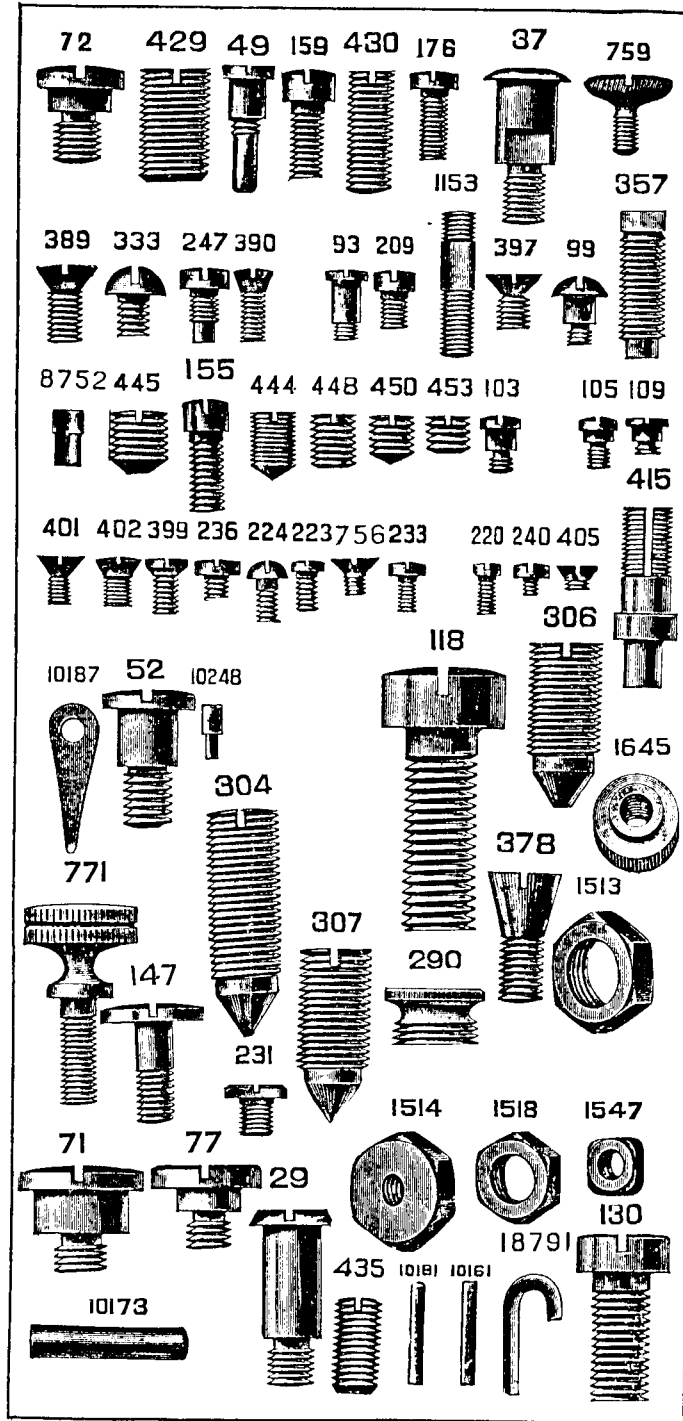


PLATE 1784—ONE-HALF SIZE

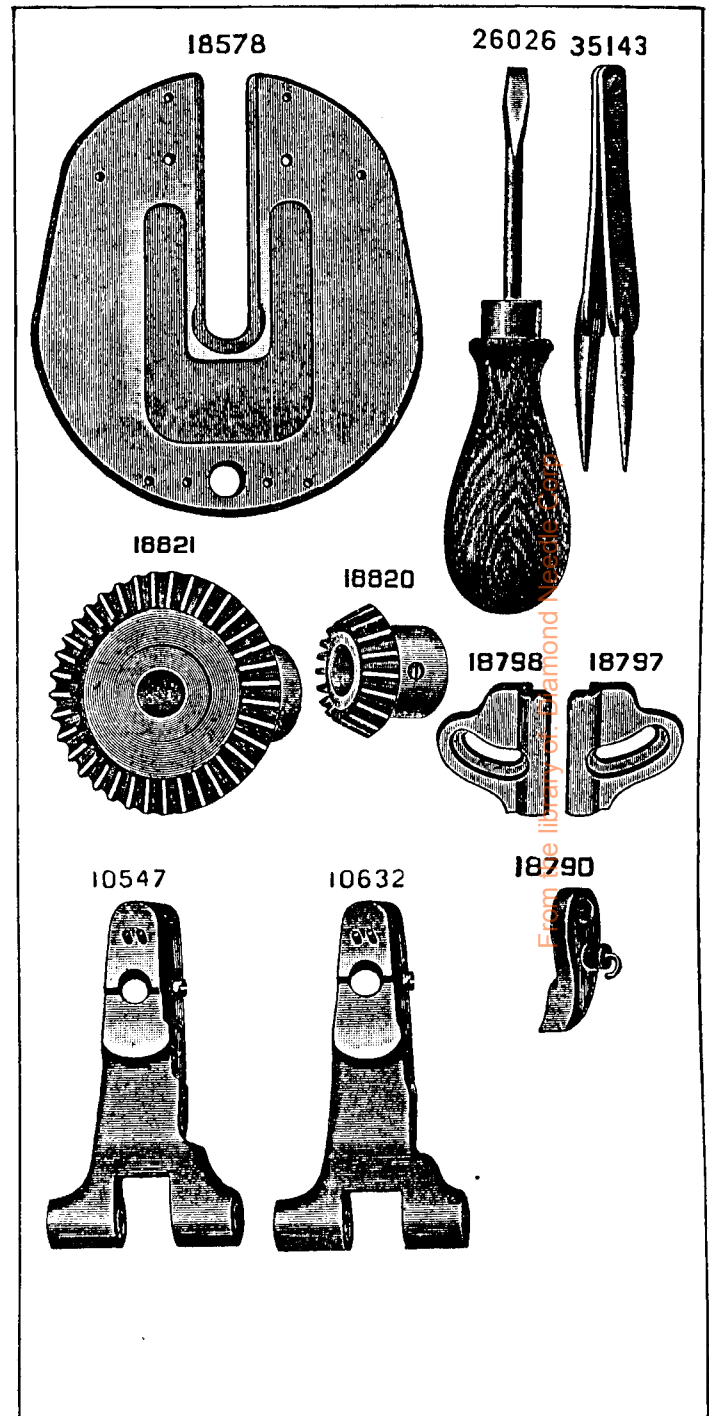


PLATE 1785—ONE-HALF SIZE


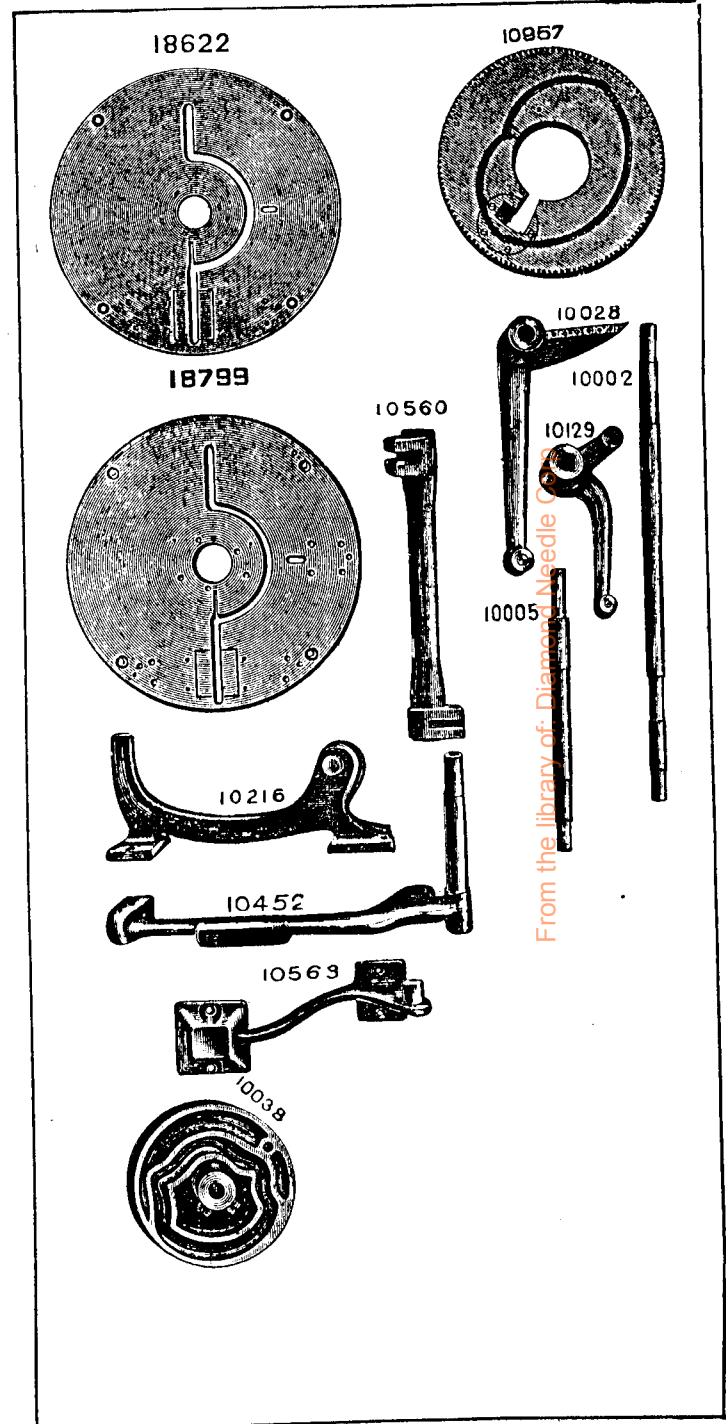


PLATE 1786—ONE-SIXTH SIZE



From the library of: Diamond Needle Co.

PLATE 1787—ONE-THIRD SIZE

